

# Weekly note on COVID in Bolton – 7<sup>th</sup> October 2020

<i>Watchlist status:</i>	Intervention
--------------------------	--------------

This note brings together a summary of the information from a range of indicators of cases of COVID-19 amongst residents of Bolton. The information is based on data from official sources. It presents the picture of our understanding according to the latest available data on the date of the note's release. No single indicator gives the complete picture; counts and rates will vary from day to day and are interpreted alongside other indicators and contextual information including testing rates, positivity, our understanding of what's driving transmission locally and within neighbouring areas. The period to which the indicators apply may vary and are stated within the text. Data on COVID-19 in Bolton is available at <https://www.boltonjsna.org.uk/coronavirus>

## Positive cases from swab testing (Pillar 1 and Pillar 2)

- The number of positive cases amongst Bolton residents remains high, with on average 102 cases per day in the week to 1<sup>st</sup> October. Most positive cases are via Pillar 2 (community swab testing), though we are seeing an increase in the number of cases in Pillar 1 (NHS and PHE testing for those with a clinical need, and health and care workers)
- New COVID-19 cases remain widespread across the borough
- Cases remain evenly distributed across the ten-year age bands between 10-59's
- We are seeing increases in case numbers and case rates across all age groups, including older age groups.
- The largest number of cases are White British (57%). There is a disproportionate number of cases of Asian background (25%)
- There remains a disproportionate number of cases from the most disadvantaged parts of the borough, although has become less marked
- Case figures release on 3<sup>rd</sup>, 4<sup>th</sup> and 5<sup>th</sup> October included delayed cases from tests taken in the previous few weeks, the mostly affects case counts for 23<sup>rd</sup> September onwards. Figure 3 below shows which days additional cases have been added.

## 7-day rate of cases per 100,000 population

The current rate is estimated to be 249.1 for the 7 days ending 1<sup>st</sup> October. This rate is an estimate and may change.

## Test numbers and Positivity

Testing activity is high. The proportion of tests reported as positive, known as 'positivity', was 15.9% for the 7 days ending 1<sup>st</sup> October.

## Community clusters and outbreaks

Situations investigated in the last week include a small number of workplaces, schools and care homes.

## Regional R

The R value for the North West is 1.2-1.5 as of Friday 2<sup>nd</sup> October. When there is a significant amount of variability across a region, for example due to a local outbreak, then a single average value does not accurately reflect the way infections are changing throughout the region.

## NHS activity

Data available to us internally indicate admissions to hospital for COVID-19 have been increasing though have been relatively steady this week. We have seen similar patterns in calls to NHS 111.

## Deaths with COVID-19 and deaths from all causes

Sadly, there have been a total of 333 deaths with COVID-19 amongst Bolton residents (registered up to 3<sup>rd</sup> October 2020).

### Definitions:

*Pillar 1:* swab testing in Public Health England (PHE) labs and NHS hospitals for those with a clinical need, and health and care worker

*Pillar 2:* swab testing for the wider population, as set out in government guidance and delivered with Deloittes

*Outbreak:* two or more confirmed cases associated with a workplace, care home or educational setting with onset dates within 14 days

### Ward level data

In the last week cases have been reported on all wards in the borough. From the 21<sup>st</sup> September to 27<sup>th</sup> September, Rumworth ward had the highest number of cases in Bolton, despite decreases from the previous week; Great Lever and Crompton wards also had significantly high case numbers.

Figure 1.

Daily confirmed cases of COVID-19 for Bolton, with Pillar 1 and Pillar 2 cases inclusive

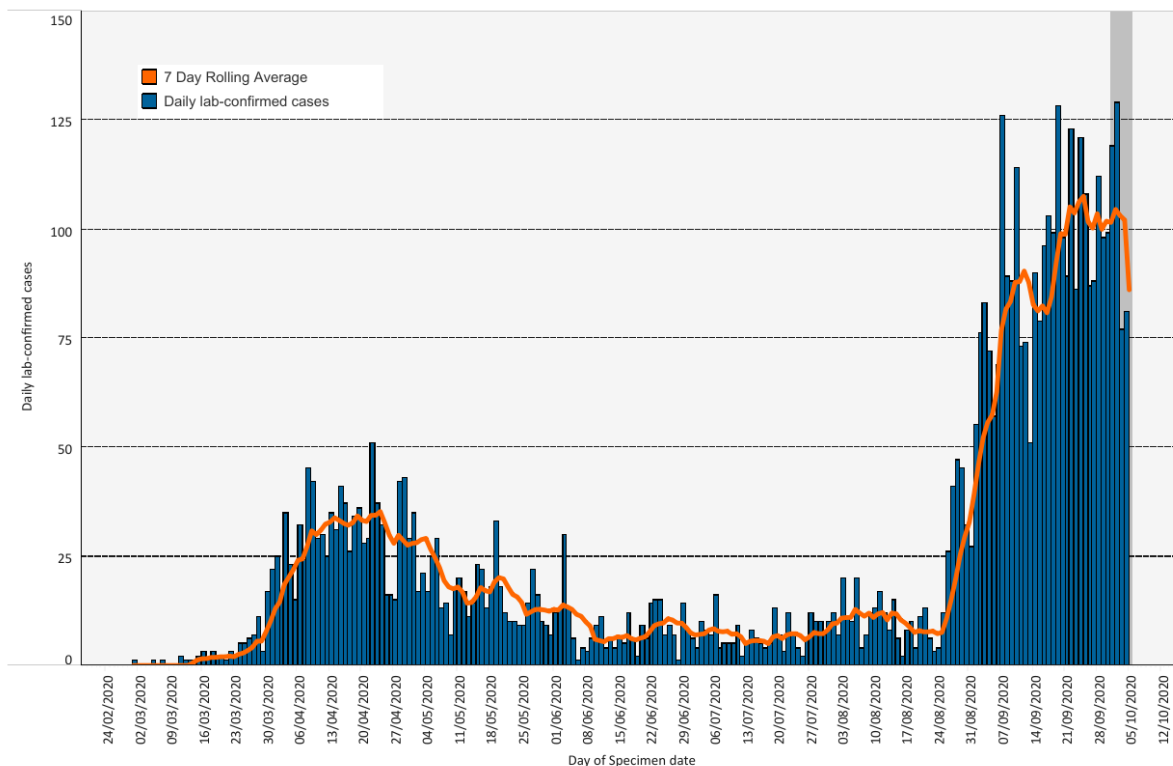
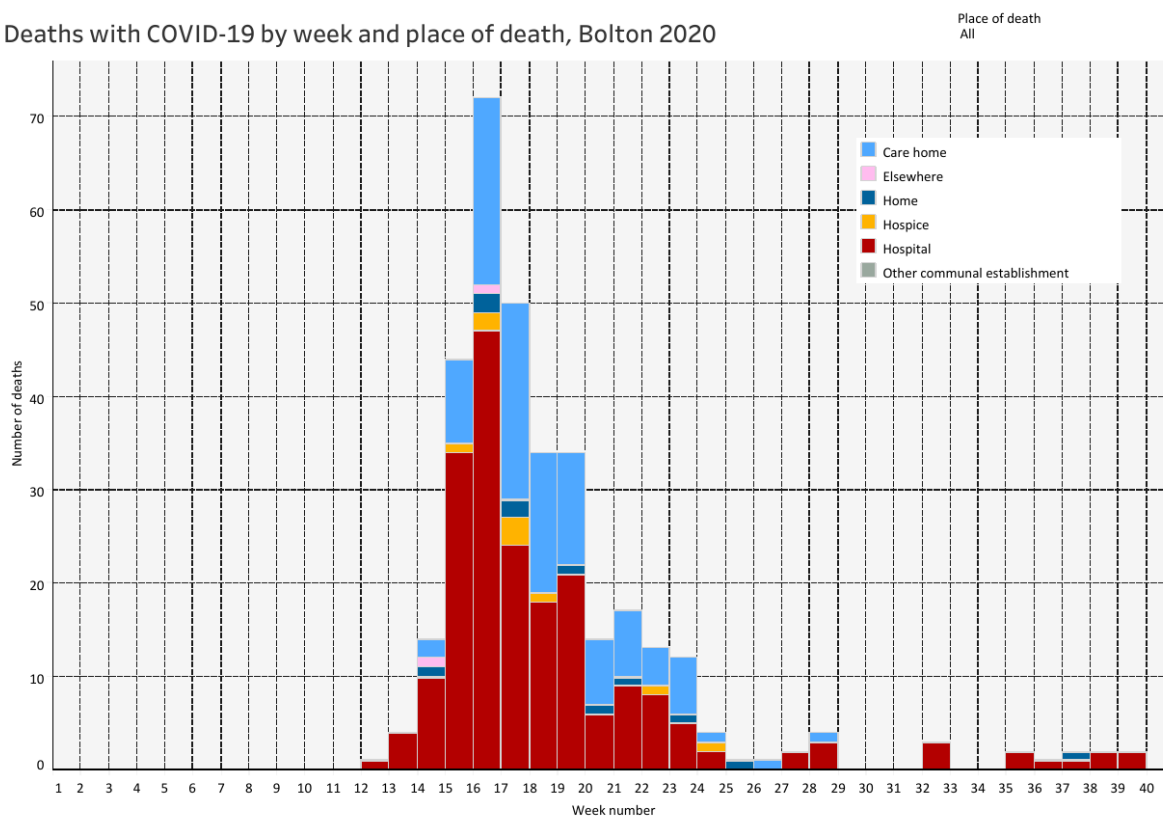


Figure 2.

Deaths with COVID-19 by week and place of death, Bolton 2020



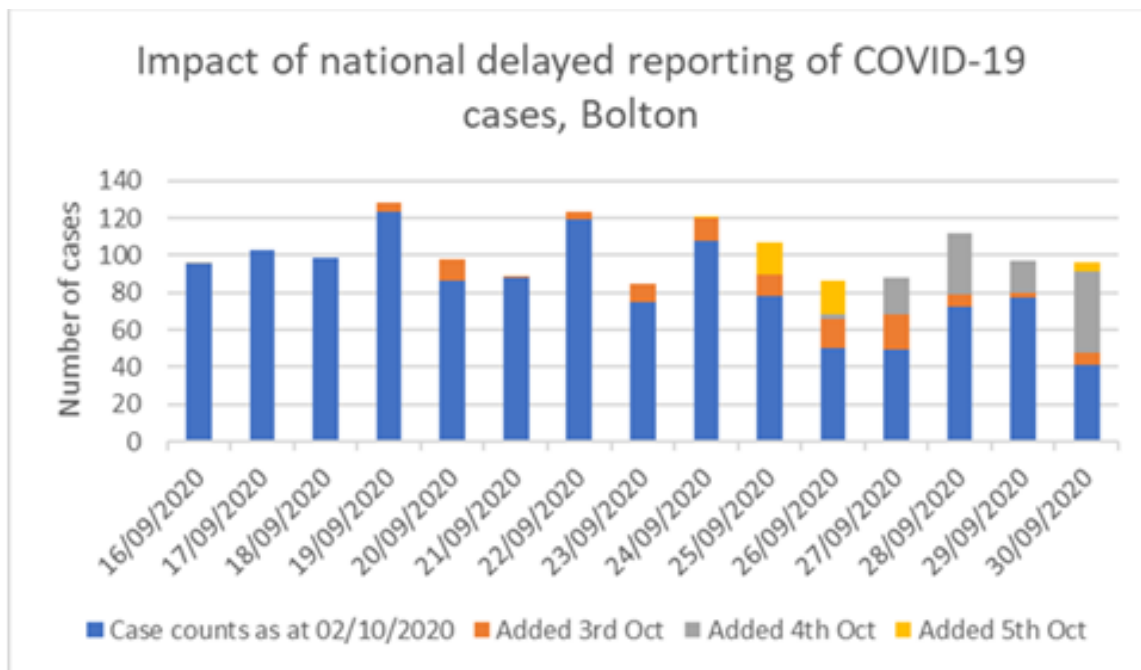
**Definitions:**

*Pillar 1:* swab testing in Public Health England (PHE) labs and NHS hospitals for those with a clinical need, and health and care worker

*Pillar 2:* swab testing for the wider population, as set out in government guidance and delivered with Deloittes

*Outbreak:* two or more confirmed cases associated with a workplace, care home or educational setting with onset dates within 14 days

Figure 3.



Prepared by Lynn Donkin, Assistant Director/Consultant in Public Health with support from Bolton COVID-19 Data Cell. Queries should be sent to: [PublicHealthDirectorate@bolton.gov.uk](mailto:PublicHealthDirectorate@bolton.gov.uk)

Definitions:

*Pillar 1:* swab testing in Public Health England (PHE) labs and NHS hospitals for those with a clinical need, and health and care worker

*Pillar 2:* swab testing for the wider population, as set out in government guidance and delivered with Deloitte

*Outbreak:* two or more confirmed cases associated with a workplace, care home or educational setting with onset dates within 14 days