



GET BOLTON READING RESOURCE BOOKLET

Start Well Stories

The **Get Bolton Reading Campaign** proudly presents '**Start Well Stories**', a carefully curated collection of 12 captivating storybooks (voted for by Bolton Early Years Practitioners), dedicated to fostering a love for reading and cultivating essential skills in children under three and over three, with a key focus on bridging the word gap.

This booklet includes the chosen **Start Well Stories**, with a linked song or rhyme **Activity Card** and **Blank Level Questions**. Click on the images in the document to access the resource. For quick reference, download, print, cut and stick the Activity Card and Blank Level Questions in each book from your library.



For under three learners, Start Well Stories offer a world of delight and learning. Through engaging illustrations and accessible vocabulary, these stories aim to enhance language skills, making reading a joyful and enriching experience.

Stories for under three's:

- Baby Touch and Feel: Animals
- The Animal Boogie
- Brown Bear, Brown Bear, What Do You See?
- Ten Little Fingers And Ten Little Toes
- Dear Zoo
- The Very Hungry Caterpillar

For over three learners, the ambition of the Start Well Stories escalates. These books lay the foundation for lifelong literacy, introducing a diverse range of vocabulary and emphasising the significance of phonics.

Stories for over three's:

- The Gruffalo
- The Runaway Chapati
- We're Going On A Bear Hunt
- Handa's Surprise
- Wonky Donkey
- Owl Babies




Click on each image below to open/download/print the book video, activity card and blank level questions document

The Book

The Linked Song and Rhyme Activity Card

The Blank Level Questions

Baby Touch and Feel Animals (DK)



'Sleeping Bunnies' and 'Little Peter Rabbit'

Start Well Stories Song and Rhyme Activity Card 1

Sleeping Bunnies

See the bunnies sleeping till it's nearly noon
(lie down and pretend to sleep)
Shall we go and gently wake them with a merry tune
They're so still, are they ill?

No! Wake up bunnies!
(jump up from the floor)

Hop little bunnies, hop, hop, hop
(hop up and down like a bunny)
Hop little bunnies, hop, hop, hop
Hop little bunnies, hop and stop
(show your child how to STOP when they hear the word stop)



To learn the song, click the link or
<https://youtu.be/VY4j0tP80>



Start Well Stories Song and Rhyme Activity Card 1

Little Peter Rabbit

Little Peter Rabbit had a fly upon his nose
Little Peter Rabbit had a fly upon his nose
So he flipped it and he flopped it
and the fly flew away.

Floppy ears and curly whiskers
Floppy ears and curly whiskers
Floppy ears and curly whiskers
So he flipped it and he flopped it
and the fly flew away.

Top tip! Help your child learn the names of their body parts by changing the song, for example:

- Little Peter Rabbit had a fly upon his ear
- Little Peter Rabbit had a fly upon his toes



To learn the song, click the link or scan the QR code with your mobile camera:
<https://youtu.be/VUDTg2Cisq4>



Baby Touch and Feel Animals

Question	Page Number	Blank Level
How many rabbits can you see?	Cover	Level 2
What is the cat playing with?	Page 1	Level 1
What is the tiger doing?	Page 3	Level 2
What's happened?	Page 6	Level 3
Why do butterflies have wings?	Page 8	Level 4
Find the rabbits ears.	Cover	Level 1



The Animal Boogie (Barefoot Books)



'Five Little Monkeys' and 'Old McDonald'

Start Well Stories Song and Rhyme Activity Card 2

Five Little Monkeys

Five little monkeys, jumping on the bed.
One fell down and bumped his head.
Mama called the doctor and the doctor said,
No more monkeys jumping on the bed!

Continue counting down: Four little monkeys; Three little monkeys; Two little monkeys;...

One little monkey, jumping on the bed.
She fell down and bumped her head.
Mama called the doctor and the doctor said,
Put those monkeys back to bed!

Enjoy playfully telling off your own mischievous little monkey and acting out the scolding mother.



To learn the song, click the link or
<https://www.youtube.com/watch>



Start Well Stories Song and Rhyme Activity Card 2

Old McDonald

Old MacDonald had a farm, ee i ee i oh!
And on that farm he had some chickens, ee i ee i oh!
With a cluck-cluck here, and a cluck-cluck there,
here a cluck, there a cluck, everywhere a cluck-cluck.
Old MacDonald had a farm, ee i ee i oh!

Top tip!

- Change the animals and the sound they make: try Dog/Woof, Turkeys/Gobble-Gobble, Cow/Moo,
- Notice which sounds your baby likes. Encourage them to join in with the animal sounds, and the words when they are ready.
- Babies like hearing their favourite songs again and again, so sing it several times. They will respond to it more once it becomes familiar.



To learn the song, click the link or scan the QR code with your mobile camera:
<https://youtu.be/1UA1-OI-flk>



The Animal Boogie

Question	Page Number	Blank Level
Who is swinging through the trees?	Page 6	Level 2
Point to the bear.	Page 4	Level 1
Find another flower like this.	Page 9-10	Level 1
How does the boy feel?	Page 1-2	Level 3
What has the boy got in his shorts?	Page 17-18	Level 2
How do you know they are happy?	Page 27-28	Level 4



Ten Little Fingers and Ten Little Toes (Mem Fox and Helen Oxenbury)



'I Have Ten Little Fingers' and 'Tommy Thumb'

Start Well Stories
Song and Rhyme Activity Card 3



I Have Ten Little Fingers

I have ten little fingers, and they all belong to me
(Hold up your hands)
I can make them do things, just watch and see
(Wiggle your fingers)
I can shut them up tight (Make a fist)
I can open them wide (Open your hands)
I can put them together (Put palms together)
I can make them all hide (Place your hands behind your back)
I can make them jump high (Raise your arms)
I can make them jump low (Lower your arms)
I can fold them together (Interlink your fingers)
and put them just so (Place your hands with interlinked fingers on your lap)



To learn the song, click the link or scan the QR code
<https://www.youtube.com/watch?v=qj>

Start Well Stories
Song and Rhyme Activity Card 3



Tommy Thumb

Tommy Thumb, Tommy Thumb, where are you?
Here I am, here I am, how do you do? (Raise thumb)
Peter Pointer, Peter Pointer, where are you?
Here I am, here I am, how do you do? (Raise index finger)

Toby Tall, Toby Tall, where are you?
Here I am, here I am, how do you do? (Raise middle finger)

Ruby Ring, Ruby Ring, where are you?
Here I am, here I am, how do you do? (Raise ring finger)

Baby Small, Baby Small, where are you?
Here I am, here I am, how do you do? (Raise little finger)

Fingers all, Fingers all, where are you?
Here we are, here we are, how do you do? (Raise all)



To learn the song, click the link or scan the QR code with your mobile camera:
<https://wordsforlife.org.uk/activities/tommy-thumb-nursery-rhyme/>




Ten Little Fingers and Ten Little Toes

Question	Page Number	Blank Level
Point to the tent.	Page 22	Level 1
What colour is the baby's t-shirt?	Page 13	Level 2
How many fingers?	Page 7	Level 2
How does the baby feel?	Page 32	Level 3
Find another sheep like this.	Page 15	Level 1
Why is the mummy kissing the baby?	Page 35	Level 4



Dear Zoo (Macmillan Children's Books)



'We're All Going To The Zoo Tomorrow' and 'Let's Go To The Zoo'

Start Well Stories
Song and Rhyme Activity Card 4



We're All Going To The Zoo Tomorrow

Mommy's takin' us to the zoo tomorrow,
zoo tomorrow, zoo tomorrow
Mommy's takin' us to the zoo tomorrow
We can stay all day

We're goin' to the zoo, zoo, zoo
How about you, you, you?
You can come too, too, too
We're goin' to the zoo, zoo, zoo

Look at all the monkeys swingin' in the trees
Swingin' in the trees, swingin' in the trees
Look at all the monkeys swingin' in the trees
We can stay all day

We're goin' to the zoo, zoo, zoo
How about you, you, you?
You can come too, too, too
We're goin' to the zoo, zoo, zoo



To learn the song, click the link or scan the QR code
<https://youtu.be/qR0CM73X0uk?si=qel>

Start Well Stories
Song and Rhyme Activity Card 4



Let's Go To The Zoo

Let's go to the zoo, and dance like the animals do.
Let's go to the zoo, and dance like the animals do.

Stomp like elephants.
Let's go to the zoo, and stomp like the elephants do.
Let's go to the zoo, and stomp like the elephants do.

Jump like kangaroos.
Let's go to the zoo, and jump like the kangaroos do.
Let's go to the zoo, and jump like the kangaroos do.

Swing like monkeys.
Let's go to the zoo, and swing like the monkeys do.
Let's go to the zoo, and swing like the monkeys do.

Waddle like penguins.
Let's go to the zoo, and waddle like the penguins do.
Let's go to the zoo, and waddle like the penguins do.

Let's go to the zoo, and dance like the animals do.
Let's go to the zoo, and dance like the animals do.



To learn the song, click the link or scan the QR code with your mobile camera:
<https://www.youtube.com/watch?v=QwRmivbNqGk>




Dear Zoo

Question	Page Number	Blank Level
Show me the lion.	Page 5-6	Level 1
Point to the camel.	Page 7-8	Level 1
What is the monkey doing?	Page 11-12	Level 2
Show me something that jumps.	Page 13-14	Level 2
What happened to the giraffe?	Page 3-4	Level 3
Why is the puppy perfect?	Page 15-16	Level 4



Brown Bear, Brown Bear (Bill Martin Jr / Eric Carl)



'Teddy Bear Picnic' and 'Round and Round The Garden'

Start Well Stories Song and Rhyme Activity Card 5



Teddy Bears Picnic

If you go down in the woods today, you're sure of a big surprise.
If you go down in the woods today, you'd better go in disguise.
For every bear that ever there was, will gather there for tea
because, today's the day the Teddy Bears have their picnic.

Picnic time for Teddy Bears.
The little Teddy Bears are having a lovely time today.
Watch them, catch them unawares,
and see them picnic on their holiday.



To learn the song, click the link or scan the QR code:
<https://www.wordsforlife.org.uk/activities/teddy-bears-picnic/>

Start Well Stories Song and Rhyme Activity Card 5



Round And Round The Garden

Round and round the garden, like a teddy bear.
(Hold your little ones hand out with palm facing up
and tickle with your fingers in a circle)

One step...
(Walk your fingers up their arm)
Tickle under there!
(Tickle them gently under their arm)

Top tip! Try and wait for your baby to respond after
'One step...' 'Two step...' and see if they
communicated that they are ready.




To learn the song, click the link or scan the QR code with your mobile camera:
<https://www.bbc.co.uk/television/programmes/teddy-bears-picnic/>

Brown Bear, Brown Bear, What Do You See?

Question	Page Number	Blank Level
What colour is the bird?	Page 3-4	Level 2
Show me the frog.	Page 9-10	Level 1
How do the children feel?	Page 21-22	Level 3
How do you know they feel...?	Page 21-22	Level 4
Show me an animal that quacks.	Page 5-6	Level 2
What are these? (Point to teacher's glasses)	Page 19-20	Level 1



The Very Hungry Caterpillar (Eric Carl)



'Little Arabella Miller' and 'The Butterfly Song'

Start Well Stories Song and Rhyme Activity Card 6



Little Arabella Miller

(Sing to the tune of 'Twinkle, Twinkle')
Little Arabella Miller, found a furry caterpillar.
First it climbed upon her mother,
then upon her baby brother.
They said, "Arabella Miller! Put away your caterpillar!"
"Ugh" said Arabella Miller, "Take away that caterpillar!"

Top Tips!
• Wiggle your finger to be a squiggly caterpillar.
• Engage your baby with eye-contact and use exaggerated facial expressions.
• Watch to see if your little one copies what you are doing.



To learn the song, click the link or scan the QR code:
<https://www.youtube.com/watch?v=Y-Y-Xk>

Start Well Stories Song and Rhyme Activity Card 6



The Butterfly Song

Butterfly, you're beautiful, your colours are amazing!
You're beautiful, butterfly, you're totally breathtaking.
Your wings flutter in the breeze.
A wonderful sight to see.
You rest upon a yellow flower, and look so very pretty.
Butterfly, you're beautiful, your colours are amazing!
You're beautiful, butterfly, you're totally breathtaking.

When you're hungry, you drink nectar,
that's sweet and your favourite thing.
And when it's time to sleep, you find a leaf,
hang upside down and close your wings.

Butterfly, you're beautiful, your colours are amazing!
You're beautiful, butterfly, you're totally breathtaking.



To learn the song, click the link or scan the QR code with your mobile camera:
<https://www.youtube.com/watch?v=vXaUSKtBtE>

The Very Hungry Caterpillar

Question	Page Number	Blank Level
Point to the caterpillar.	Page 3-4	Level 1
Who ate the apple?	Page 6	Level 2
What happens when the caterpillar eats too much food?	Page 18	Level 2
Tell me what other food the caterpillar likes eating.	Page 14-15	Level 3
What might happen if the caterpillar only eats healthy foods?	Page 14-15	Level 3
What do caterpillars need to do to grow into butterflies?	Page 20	Level 4
How do you think the butterfly feels?	Page 20	Level 4



We're Going On A Bear Hunt (Michael Rosen and Helen Oxenbury)



'Teddy Bear, Teddy Bear' and 'The Bear Went Over The Mountain'

Start Well Stories
Song and Rhyme Activity Card 7



Teddy Bear Teddy Bear

Teddy bear, teddy bear, turn around.
(turn around)
Teddy bear, teddy bear, touch the ground.
(bend down)
Teddy bear teddy bear, jump up high.
(sit back up)
Teddy bear, teddy bear, touch the sky.
(reach way up)
Teddy bear, teddy bear, touch your nose.
(touch the tip of your nose)
Teddy bear, teddy bear, touch your toes.
(tickle babies toes)
Teddy bear, teddy, touch your knees.
(gently put babies hands on their knees)
Teddy bear, teddy bear, sit down please!



To learn the song, click the link or scan the QR code:
<https://www.youtube.com/watch?v=70w4dxd>

Start Well Stories
Song and Rhyme Activity Card 7



The Bear Went Over The Mountain

The bear went over the mountain.
The bear went over the mountain.
The bear went over the mountain.
To see what he could see.

And all that he could see,
And all that he could see,
Was the other side of the mountain.
The other side of the mountain.
The other side of the mountain.
That's all that he could see.

Top tip! Try using a toy teddy bear to help demonstrate the different prepositions in the song. Let bear interact with items in your house, to bring the words to life. For example, the bear went over the table; the bear went round the chair; the bear crawled under the table.




To learn the song, click the link or scan the QR code with your mobile camera:
https://www.youtube.com/watch?v=0UUV1Zed_IY

We're Going on a Bear Hunt

Question	Page Number	Blank Level
Show me the dog.	Page 1-2	Level 1
Where are they?	Page 3-4	Level 2
What will happen next?	Page 9-10	Level 3
How do you think the bear is feeling?	Page 32	Level 3
How can we tell they are all scared?	Page 26-26	Level 4



Wonkey Donkey (Scholastic)



'Donkey Donkey, Don't You Stop' and 'Donkey, Donkey, Old And Gray'

Start Well Stories
Song and Rhyme Activity Card 8



Donkey, Donkey, Don't You Stop

Donkey, Donkey, don't you stop.
Just let your feet go clippety clop.
The tail goes swish and your head goes down.
Giddy up, we're homeward bound.

Steady Neddy off you trot.
Just let your feet go clippety clop.
Your tail goes swish and your head goes down.
Giddy up, we're off to town.

Donkey, Donkey, don't you stop.
Just let your feet go clippety clop.
The tail goes swish and your head goes down.
Giddy up, we're homeward bound.



To learn the song, click the link or scan the QR code:
<https://wordsoflife.org.uk/activities/horse>

Start Well Stories
Song and Rhyme Activity Card 8



Donkey, Donkey, Old and Gray

Donkey, donkey, old and gray,
Open your mouth and gently bray;
Lift your ears and blow your horn,
To wake the world this sleepy morn.

Donkey, donkey, old and gray,
Open your mouth and gently bray;
Lift your ears and blow your horn,
To wake the world this sleepy morn.


Top tip: Make sure your child understands the meaning of all the words. For example, explain that the word 'morn' is a shorter version of the word morning.




To learn the song, click the link or scan the QR code with your mobile camera:
<https://www.youtube.com/watch?v=QxnbzE1UTN>

Wonkey Donkey

Question	Page Number	Blank Level
Point to the bee	Page 1	Level 1
Why is Donkey cranky?	Page 13-14	Level 4
How many legs does Donkey have?	Any page	Level 2
What colour is Donkey?	Page 3-4	Level 2
Show me Donkey's hat.	Page 7-8	Level 1
What does Donkey say?	Page 3 onward	Level 3



Handa's Surprise (Eileen Browne)



'One Elephant Went Out To Play' and 'Nellie The Elephant'

Start Well Stories
Song and Rhyme Activity Card 9



One Elephant Went Out To Play

One elephant went out to play,
upon a spiders web one day.
He had such ENORMOUS fun
that he called for another elephant to come.
Hey... elephant!

Two elephants went out to play,
upon a spiders web one day.
They had such ENORMOUS fun
that they called for another elephant to come.
Hey... elephant!
(Repeat verse two, singing Three, Four, Five elephants)



To learn the song, click the link or scan the QR code:
<https://www.youtube.com/watch?v=FAngdIF>

Start Well Stories
Song and Rhyme Activity Card 9



Nellie The Elephant

Nellie the elephant packed her trunk,
and said goodbye to the circus.
Off she went with a trumpety-trump.
Trump, trump, trump.

Nellie the Elephant packed her trunk,
and trundled back to the jungle.
Off she went with a trumpety-trump.
Trump, trump, trump.

The head of the herd was calling, far, far away.
They met one night, in the silver light,
on the road to Mandalay, hey!
(Repeat verse one)



To learn the song, click the link or scan the QR code with your mobile camera:
<https://www.youtube.com/watch?v=a-m3pH9Dr8>

Handa's Surprise

Question	Page Number	Blank Level
Point to the banana.	Page 2	Level 1
Where is the Zebra	Page 9-10	Level 1
Who took the mango?	Page 11-12	Level 2
What happened to the fruit?	Page 17-18	Level 2
What happens to the tangerines?	Page 19-20	Level 3
Why was Handa surprised?	Page 23	Level 4
Why did Handa carry fruit on her head?	Cover	Level 4



The Runaway Chapati (Susan Price)



Start Well Stories
Song and Rhyme Activity Card 10



Hot Chapatis

Hot chapatis. Hot chapatis.
Ready in the kitchen. Ready in the kitchen.
They are very very nice. They are very very nice.
Hurry up please! Hurry up please!

Give me one (raise one finger)
give me two (raise two fingers)
give me three (raise three fingers)
give me four (raise four fingers)
give me five (raise five fingers and wave)

Top tip!

- Sing this rhyme to the Frere Jacques tune and clap along to the beat.



To learn the song, click the link or scan the QR code:
<https://www.youtube.com/watch?v=BKnV>

Start Well Stories
Song and Rhyme Activity Card 10



Pat-a-cake

Pat a cake, pat a cake, baker's man.
Bake me a cake as fast as you can.
Pat it and prick it and mark it with 'B',
and put it in the oven for baby and me.

Pat a cake, pat a cake, baker's man.
Bake me a cake as fast as you can.
Mix it and roll it and mark it with 'B',
and put it in the oven for baby and me.

Pat a cake, pat a cake, baker's man.
Bake me a cake as fast as you can.
Slice the cake up, ready for our tea.
What a lovely treat for baby and me.



Top tip!
Pat your palms together to the beat of the song.
If your little one claps along, give them lots of praise.




To learn the song, click the link or scan the QR code with your mobile camera:
<https://wordsoflife.org.uk/activities/pat-cake-pat-cake/>

The Runaway Chapati

Question	Page Number	Blank Level
What is that? (Point to the rolling pin).	Page 1-2	Level 1
What is the chapati doing?	Page 4	Level 2
Show me something that is running.	Page 12	Level 2
How does the chapati feel?		Level 3
Why is the girl chasing the chapati?	Page 8	Level 4
Point to the tiger's tongue.	Page 26	Level 1



The Owl Babies (Martin Waddell)



'Two Little Dickie Birds' and 'The Owl and the Pussy-Cat' by Edward Lear

Start Well Stories Song and Rhyme Activity Card 11



Two Little Dickie Birds

Two little dicky birds, sitting on a wall,
One named Peter, the other named Paul.
Fly away, Peter,
Fly away, Paul,
Come back, Peter,
Come back, Paul.

Top Tip! Children love to have fun by changing the words of the song. Make up your own verses like:
"Two little owl babies, sitting in a tree. One called Lucy, the other named Leigh..."



To learn the song, click the link or scan the QR code:
<https://www.bbc.co.uk/cbeebies/watch/s>

Start Well Stories Song and Rhyme Activity Card 11



The Owl And The Pussy-cat by Edward Lear

The Owl and the Pussy-cat went to sea,
In a beautiful pea-green boat.

They took some honey, and plenty of money,
wrapped up in a five-pound note.

The Owl looked up to the stars above,
and sang to a small guitar.

"O lovely Pussy! O Pussy, my love,
What a beautiful Pussy you are, you are, you are!
What a beautiful Pussy you are!"

Top Tip! Children love repetition, try singing the song, faster or slower; louder and quieter.



To learn the song, click the link or scan the QR code with your mobile camera:
<https://www.youtube.com/watch?v=LwqfXGQgpgQ>



Owl Babies

Question	Page Number	Blank Level
Show me the owl.	Page 6-7	Level 1
What can the owl sit on?	Page 1	Level 2
What is happening? (Point to...)	Page 17-18	Level 2
Find me something you can tickle.	Page 1-2	Level 3
What might happen next?	Page 23-24	Level 3
Why does mum leave the tree at night?	Page 3-4	Level 4
Why did the owls all sit together?	Page 13-14	Level 4



The Gruffalo (Julia Donaldson)



'Hickory, Dickory, Dock' and 'Three Blind Mice'

Start Well Stories Song and Rhyme Activity Card 12



Hickory, Dickory, Dock

Hickory, dickory, dock. The mouse ran up the clock;
The clock struck one, the mouse ran down.
Hickory, dickory, dock.

Hickory, dickory, dock. The mouse ran up the clock;
The clock struck two, the mouse went boo.
Hickory, dickory, dock.

Hickory, dickory, dock. The mouse ran up the clock;
The clock struck three, the mouse said weeee!
Hickory, dickory, dock.

Hickory, dickory, dock. The mouse ran up the clock;
The clock struck four, the mouse said NO MORE!
Hickory, dickory, dock.

Clap once, twice, three and four times for each clock strike.



To learn the song, click the link or scan the QR code:
[Hickory Dickory Dock nursery rhyme music](https://www.bbc.co.uk/cbeebies/watch/s)

Start Well Stories Song and Rhyme Activity Card 12



Three Blind Mice

Three blind mice (clap, clap, clap)
Three blind mice (clap, clap, clap)
See how they run (clap, clap, clap)
See how they run (clap, clap, clap)

They all ran after the farmer's wife,
(walk, index and middle fingers quickly for running motion)
who cut off their tails with a carving knife.
(pretend to chop, chop, chop)

Did you ever see such a thing in your life,
as three blind mice?

Top tip! This rhyme has repeated words and phrases that will help your child practice new words. Clap along and repeat the song to help your child learn the rhyme.



To learn the song, click the link or scan the QR code with your mobile camera:
[Three Blind Mice nursery rhyme music and lyrics | Words for Life](https://www.youtube.com/watch?v=LwqfXGQgpgQ)



The Gruffalo

Question	Page Number	Blank Level
Show me the fox.	Page 1	Level 1
Point to the mouse.	Page 1	Level 1
How many teeth has the Gruffalo?	Page 3-4	Level 2
Where is the mouse?	Page 3-4	Level 2
"There's no such thing as...." Finish the sentence	Page 3-4	Level 2
What will happen next?	Page 5-6	Level 3
What might the mouse say?	Page 5-6	Level 3
Why did the mouse say the Gruffalo was coming?	Page 7-8	Level 4
How can we tell the mouse is not afraid?	Page 7-8	Level 4



Additional Resources

- [Start Well Stories – Blank Level Questions](#)
- [Find out more about Blank Level Questions, what they are and where you can access training](#)
- [Blank Level Questions EYCLDS Pack](#)
- [Blank Level Question Quick Reference Handout](#)
- [GMCA Tip 5: I love it when we play, sing and look at books together](#)
- [Bolton's Early Years Integrated Communication and Language Pathway](#)
- [Monthly Tips to Promote Communication and Language](#)
- [Bolton's 5 Golden Rules for Communication](#)
- [Supporting Literacy Development](#)
- [Reflecting on Child-Adult Interaction: Leicestershire LA](#)